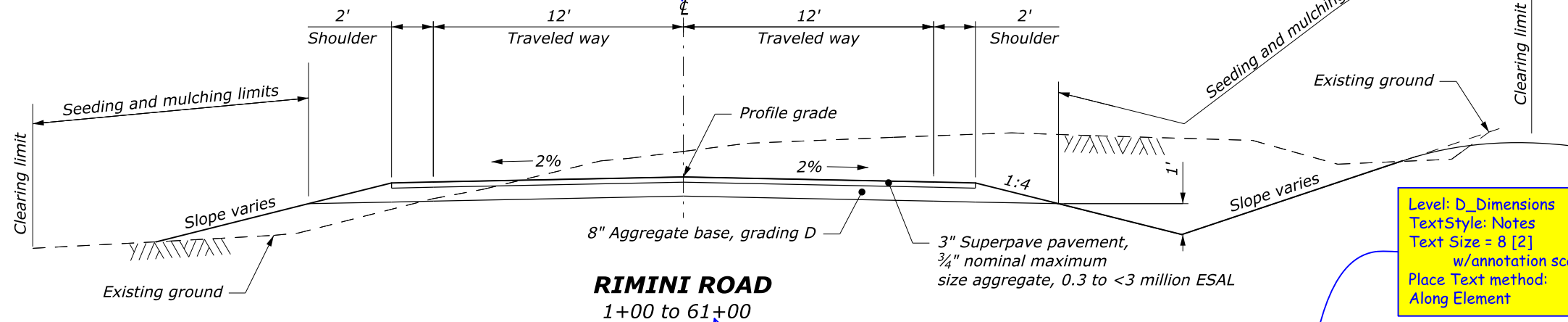
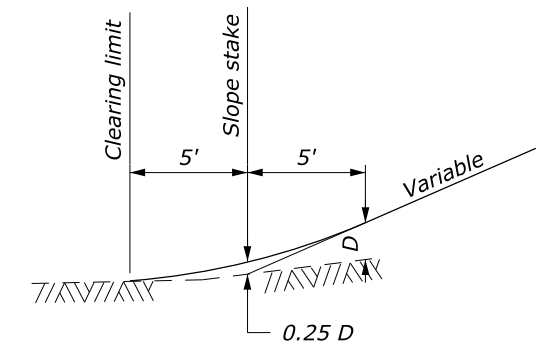


Library: Work_dd
Cell: Centerline
AS = 1, w/annotation scale on

Library: ROW
Cell: B_Plan_US [B_Plan_M]
Active Model Scale: 1"=10' [1:100]
AS = 1, w/annotatoin scale on



RIMINI ROAD
1+00 to 61+00



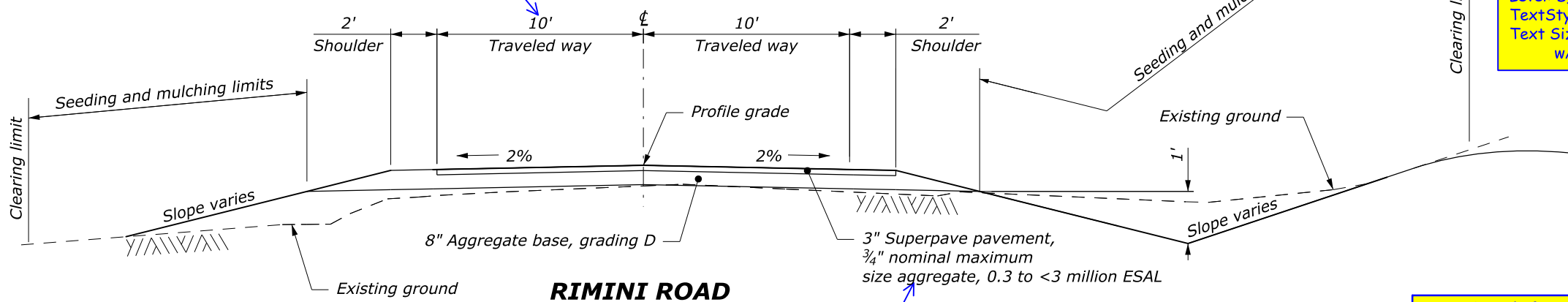
FILL SLOPE ROUNDING DETAIL

DimStyle: Feet [Meters]
Text Size = 8 [2]
w/annotation scale on

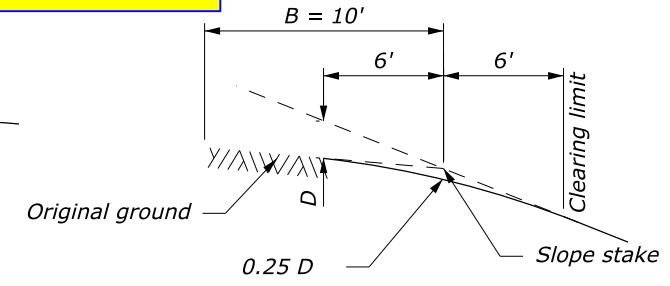
Level: D_Dimensions
TextStyle: Subheading
Text Size = 10 [2.5]
w/annotation scale on

Level: D_Dimensions
TextStyle: Notes
Text Size = 8 [2]
w/annotation scale on
Place Text method:
Along Element

Level: D_Dimensions
TextStyle: Heading
Text Size = 12 [3]
w/annotation scale on



RIMINI ROAD
61+00 to 331+00



CUT SLOPE ROUNDING DETAIL

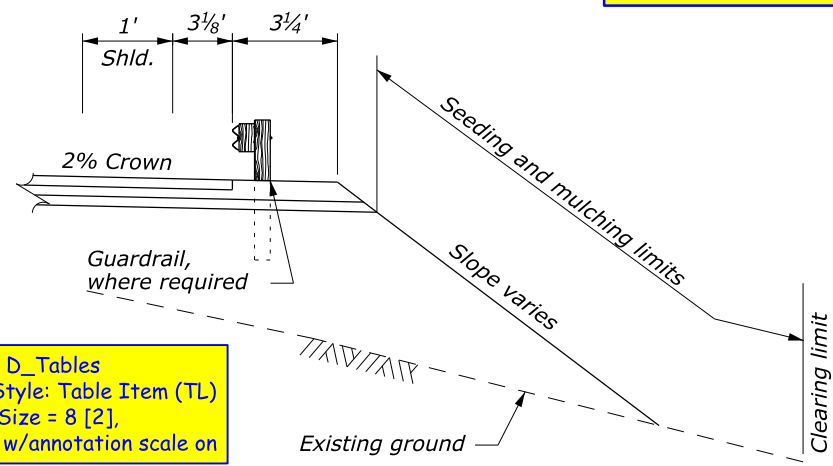
Table Subheading
Level: D_Tables
TextStyle: Table Item
Text Size = 8 [2]
w/annotation scale on
UPPERCASE

Table Heading
Level: D_Tables
TextStyle: Table Heading
Text Size = 12 [3]
w/annotation scale on
UPPERCASE

DimStyle: Dot
TextStyle: Notes
Text Size = 8 [2]
w/annotation scale on

Insert Details from:
Design Typical Section

TYPICAL SECTION QUANTITIES			
ITEM	DESCRIPTION	QUANTITY	REMARKS
30101-2000	Aggregate base, grading D	0 ton	Based on 1.97 tons/cuyd
30905-1200	Emulsified asphalt, grade CSS-1	0 ton	Based on 1% of item 30901-2000
40101-1000	Superpave pavement, 3/4-inch nominal maximum size aggregate, 0.3 to <3 million ESAL	0 ton	Based on 1.94 tons/cuyd
41201-1000	Tack coat, grade CSS-1, CSS-1h, SS-1 or SS-1h	0 ton	Based on 0.0004 tons/sqyd
41410-2000	Crack cleaning, routing and sealing	0 lnft	



GUARDRAIL TYPICAL DETAIL

Level: D_Tables
TextStyle: Table Item (TL)
Text Size = 8 [2],
w/annotation scale on

All text and dimensions should be placed with annotation scale on unless otherwise noted. This sets the text and dimension for most TextStyles and DimStyles.

Text in Title Block
Needs Editing

Level: D_Tables
TextStyle: Table Item (TC)
Text Size = 8 [2],
w/annotation scale on

Level: D_Tables
TextStyle: Table Item (TL)
Text Size = 8 [2]
w/annotatoin scale on

Level: D_Tables
TextStyle: Table Item (TC)
Text Size = 8 [2]
w/annotation scale on

NO SCALE

U.S. DEPARTMENT OF TRANSPORTATION
FEDERAL HIGHWAY ADMINISTRATION
WESTERN FEDERAL LANDS HIGHWAY DIVISION
VANCOUVER, WASHINGTON

TYPICAL SECTION

RIMINI ROAD
FOREST HIGHWAY PFH 98-1(1)
LEWIS AND CLARK COUNTY
MONTANA

3/25/2013
...\\m0981jc-dgn [US_inzD]