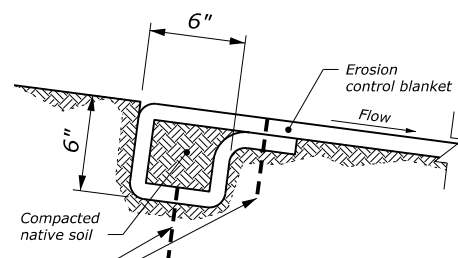


NOTE:

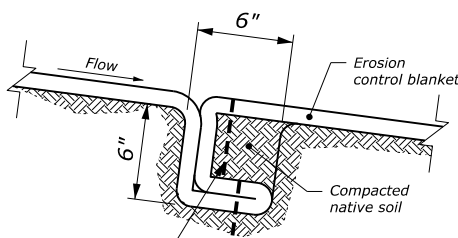
1. Install staples according to the manufacturer's recommendations.
2. Provide check slots according to the manufacturer's recommendations.
3. Roll ends may be spliced in a check slot.
4. Trapezoidal ditch shown. Similar details for a V-ditch.

PERSPECTIVE VIEW



**DETAIL A
INITIAL ANCHOR**

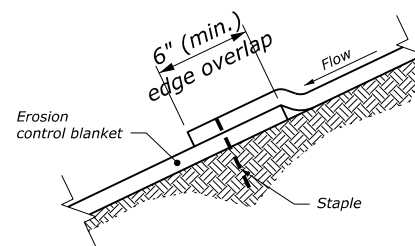
Staples 12" (max.) c-c



**DETAIL B
CHECK SLOT**
See Note 2

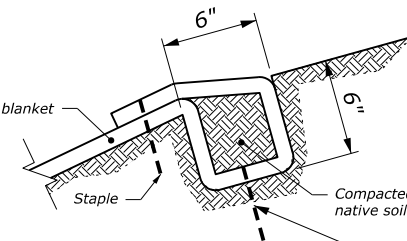
Staple 6" (max.) c-c

Staple 3' (max.) c-c



**DETAIL C
SHINGLE SPLICE**

NO SCALE



**DETAIL D
ANCHOR TRENCH**

Staple 12" (max.) c-c