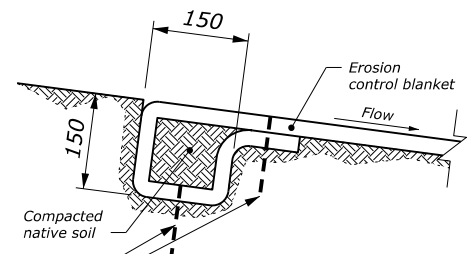


NOTE:

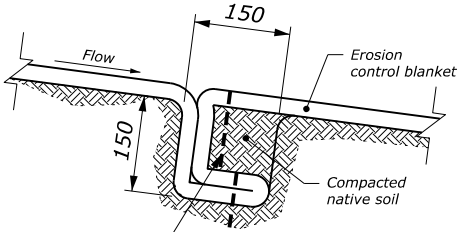
1. Install staples according to the manufacturer's recommendations.
2. Provide check slots according to the manufacturer's recommendations.
3. Roll ends may be spliced in a check slot.
4. Trapezoidal ditch shown. Similar details for a V-ditch.
5. Dimensions without units are millimeters.

PERSPECTIVE VIEW



**DETAIL A
INITIAL ANCHOR**

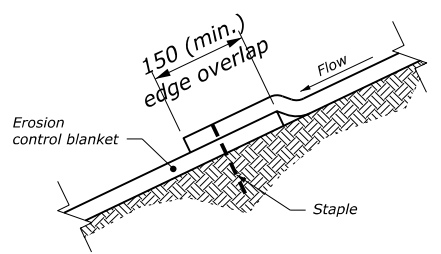
Staples 300 (max.) c-c



**DETAIL B
CHECK SLOT**
See Note 2

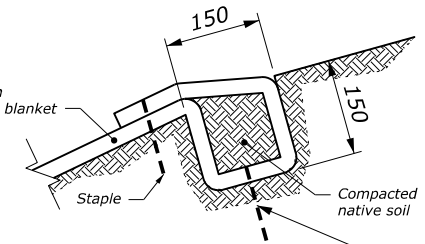
Staple 150 (max.) c-c

Staple 900 (max.) c-c



**DETAIL C
SHINGLE SPLICE**

NO SCALE



**DETAIL D
ANCHOR TRENCH**

Staple 300 (max.) c-c

U.S. DEPARTMENT OF TRANSPORTATION FEDERAL HIGHWAY ADMINISTRATION OFFICE OF FEDERAL LANDS HIGHWAY	
WFLHD METRIC DETAIL	
ROLLED EROSION CONTROL PRODUCT IN CHANNELS	
DETAIL APPROVED FOR USE 10/2016	DETAIL
REVISED:	WM629-2