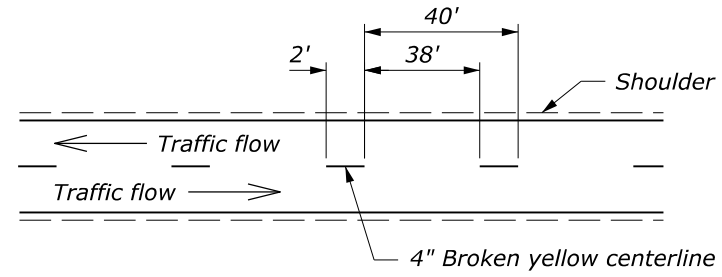
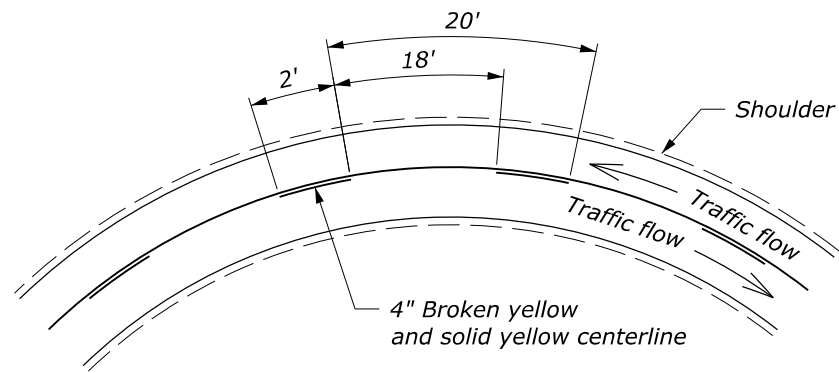


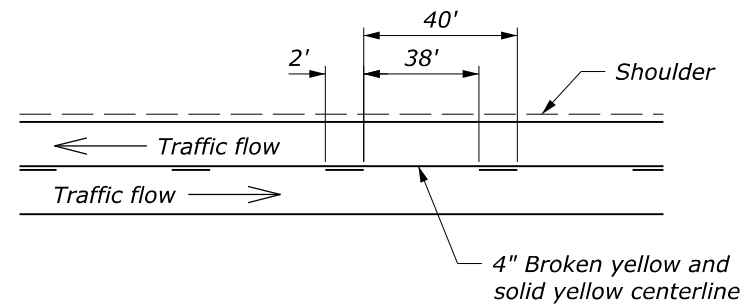
DETAIL A1
 Passing zone both directions
 Two-way traffic



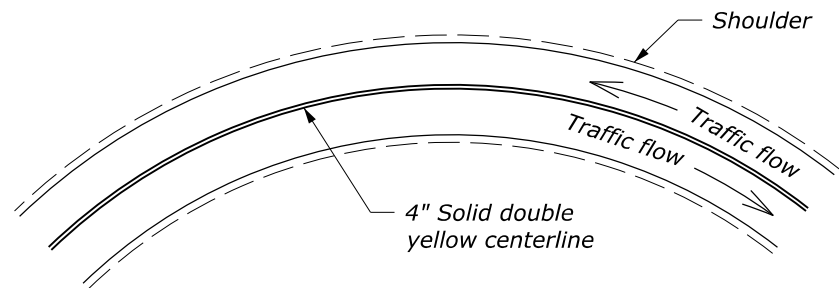
DETAIL B1
 Passing zone both directions
 Two-way traffic



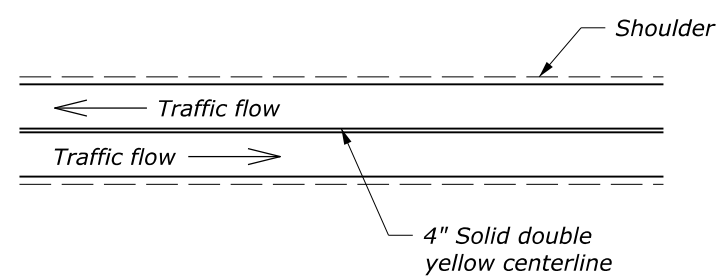
DETAIL A2
 No passing zone one direction
 Two-way traffic



DETAIL B2
 No Passing zone one direction
 Two-way traffic



DETAIL A3
 No passing zone both directions
 Two-way traffic



DETAIL B3
 No Passing zone both directions
 Two-way traffic

DETAIL A
 Curves < 500' Radius

DETAIL B
 Tangents or Curves ≥ 500' Radius

NOTE:

1. To substitute raised pavement markers for lines, use the following patterns:

2' broken line: two pavement markers spaced 2' apart allowed by the gap shown based on curvature.

Single solid line: pavement markers spaced on 10' centers.

Double solid line: two pavement markers, side by side, spaced on 10' centers.

2. On two- or three-lane roads, signs may be used instead of temporary pavement markings as shown on Standard 635-3.

C:\pwwork\lms00753\Std635-2.dgn [Std 635-2] 8 August 2022 1:19 PM

NO SCALE

U.S. DEPARTMENT OF TRANSPORTATION FEDERAL HIGHWAY ADMINISTRATION OFFICE OF FEDERAL LANDS HIGHWAY	
FLH STANDARD	
TEMPORARY PAVEMENT MARKINGS	
STANDARD APPROVED FOR USE 6/2005 REVISED: 7/2022	STANDARD 635-2