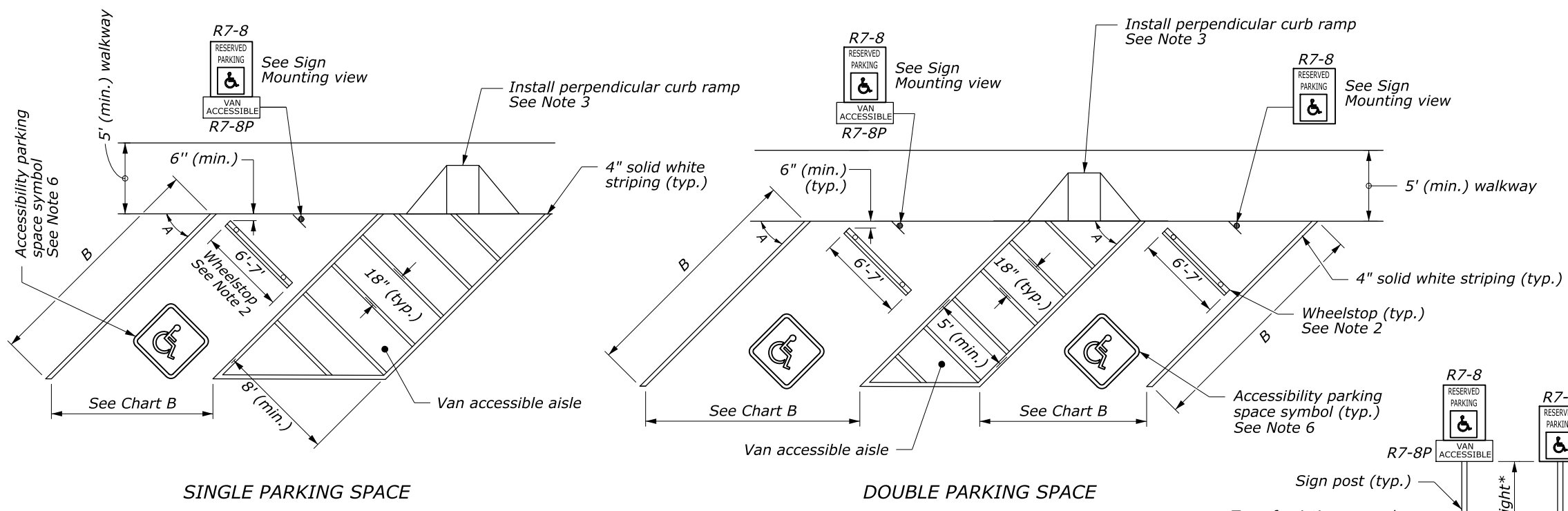


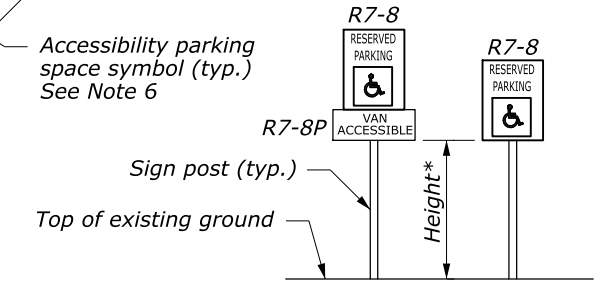
NOTES:

1. Install pavement striping and symbol markings in accordance with the "Manual on Uniform Traffic Control Devices" (MUTCD), latest edition.
2. Install concrete wheelstops according to Section 609 and Detail E609-03. Install plastic and other types of wheelstops according to the manufacturer's recommendations.
3. Install perpendicular curb ramp when curb is located between the van accessible aisle and the walkway. Refer to Detail ET 615-1 for curb ramps details.
4. Refer to Detail E633-01 for sign mounting details. For signs installed in rural areas, provide a minimum height of 5 feet. For signs installed in business, commercial, or residential areas, provide a minimum height of 7 feet.
5. Refer to Section 2A.18 of the MUTCD for additional sign mounting information.
6. Refer to Detail E634-01 for accessibility parking space symbol details.



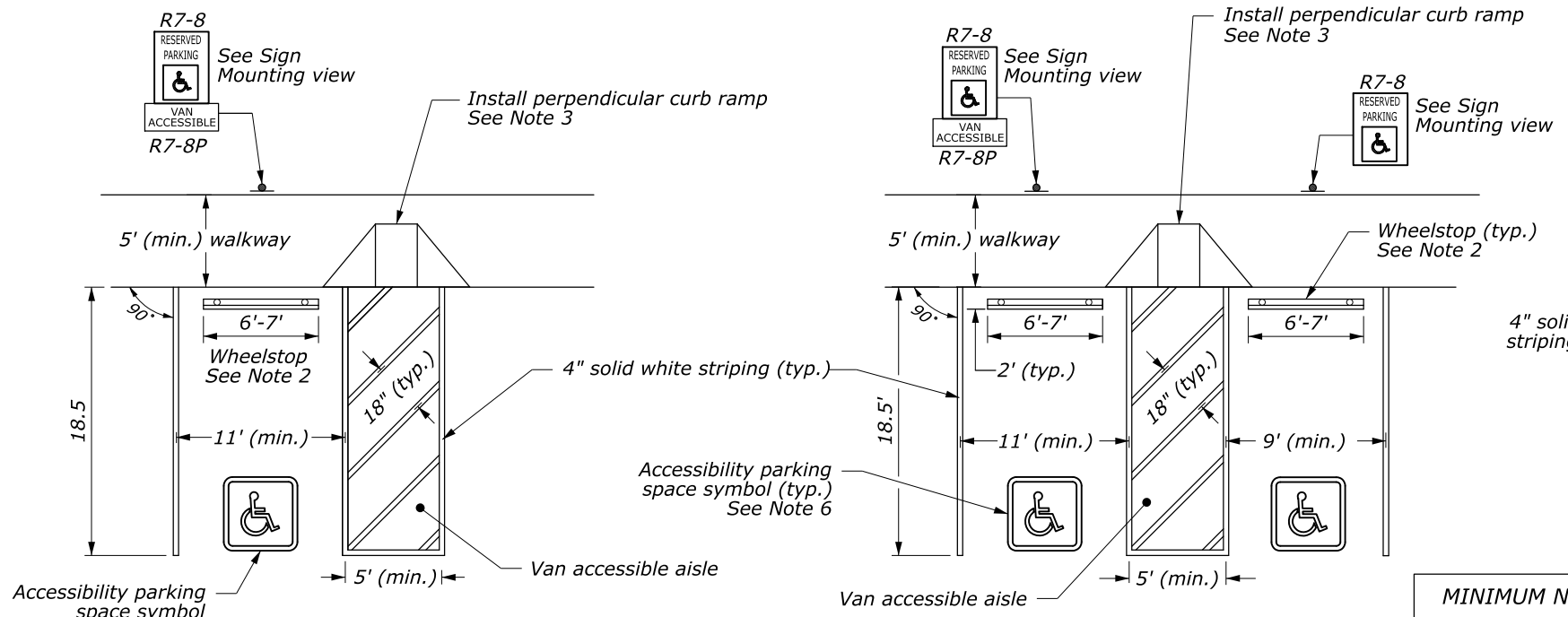
SINGLE PARKING SPACE **DOUBLE PARKING SPACE**

ANGULAR PARKING WITH VAN ACCESSIBLE AISLE



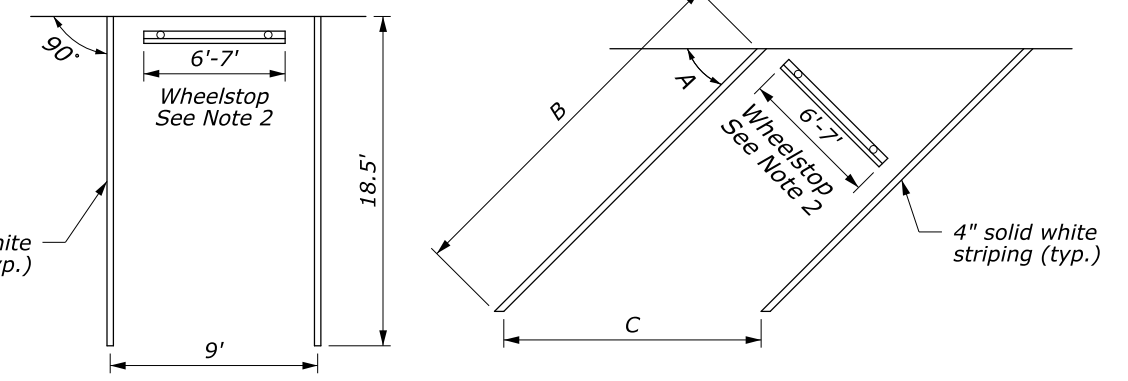
SIGN MOUNTING

* See Notes 4 and 5



SINGLE PARKING SPACE **DOUBLE PARKING SPACE**

HEAD-ON PARKING WITH VAN ACCESSIBLE AISLE



HEAD-ON PARKING **ANGULAR PARKING**

CHART A

MINIMUM NUMBER OF ACCESSIBLE PARKING SPACES*		
Total Parking Spaces in Parking Facility	Minimum Number of Accessible Spaces	Minimum Number of Van-Accessible Spaces
1 to 25	1	1
26 to 50	2	1
51 to 75	3	1
76 to 100	4	1
101 to 150	5	1
151 to 200	6	1
201 to 300	7	2
301 to 400	8	2
401 to 500	9	2
501 to 1,000	2% of Total Parking Spaces	One out of every 6 Accessible Spaces
Over 1,000	20 Plus 1 for each 100 over 1,000	One out of every 6 Accessible Spaces

* Chart A based on "2010 ADA Standards for Accessible Design Standard (Table 208.02)" and "2015 ABA Standards (Table F208.2)".

CHART B

PARKING LAYOUT DIMENSIONS FOR 9-FOOT STALLS*				
Angle (A)	45°	60°	75°	90°
Minimum Length of Stall (B)	25'	22'	20'	18.5'
Stall Width (C), Parallel to Aisle	12.7'	10.4'	9.3'	9.0'

* Chart B based on dimensions recommended in "Parking Principles, Special Report 125 (Figure 6.2)".

NO SCALE

U.S. DEPARTMENT OF TRANSPORTATION
FEDERAL HIGHWAY ADMINISTRATION
OFFICE OF FEDERAL LANDS HIGHWAY

EFLHD DETAIL

PAVEMENT MARKINGS AND SIGNING IN PARKING AREAS

DETAIL APPROVED FOR USE
APPROVED: MAY 2011
REVISED: AUGUST 2021

DETAIL
E634-05