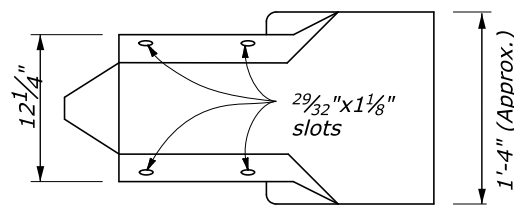


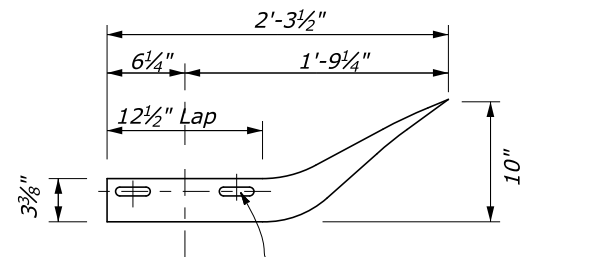
PLAN



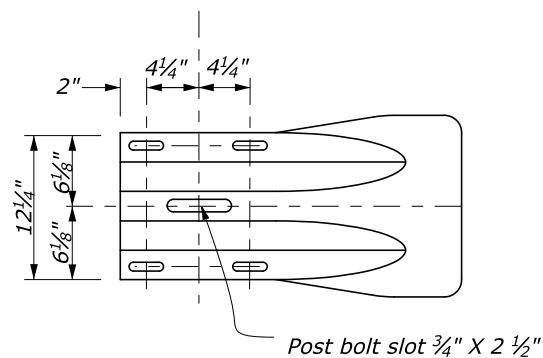
ELEVATION

*This dimension is 7 1/2" in RE-7-79. If the same dimension is used in this part, it will give an acceptable overall length (***) of approximately 2'-1 1/2" .

**ROUND END SECTION
ARTBA RE-6-79**

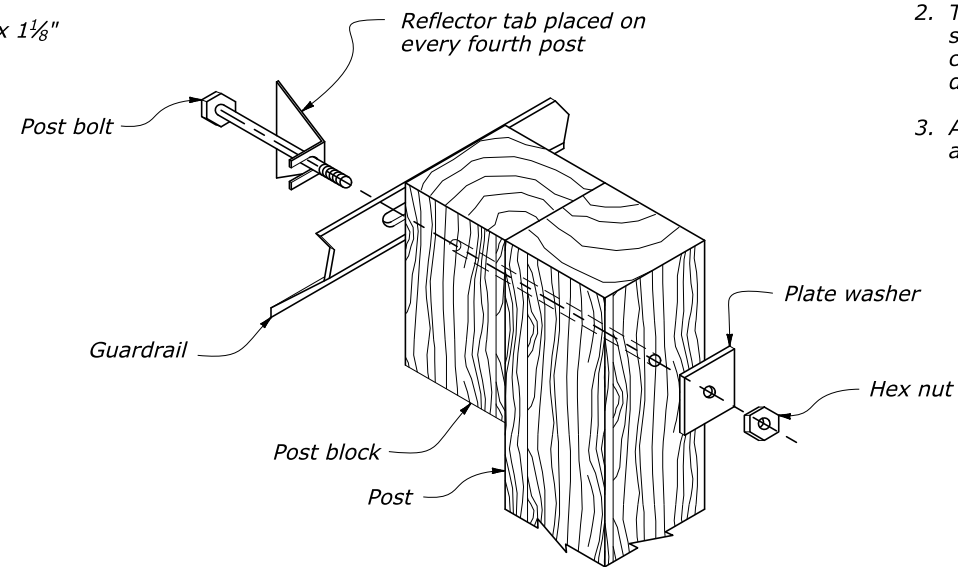


PLAN



ELEVATION

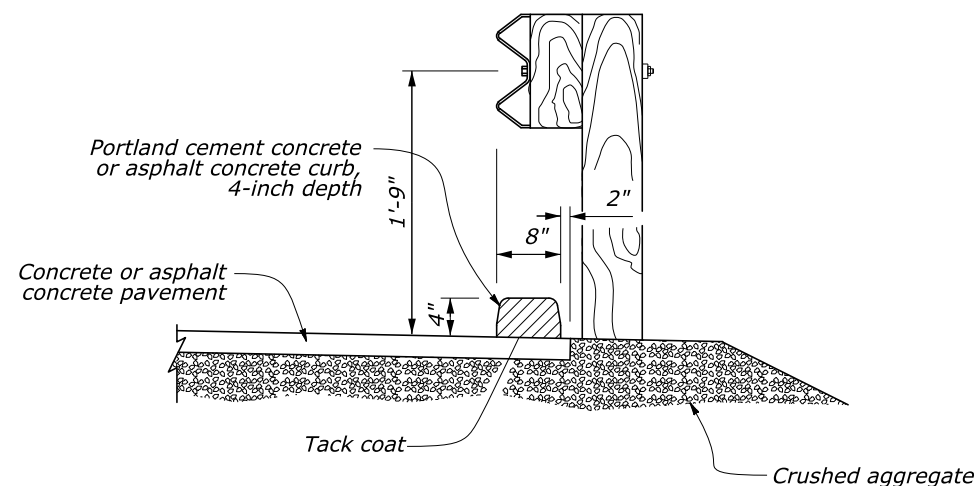
**FLARED END SECTION
ARTBA RE-5-76**



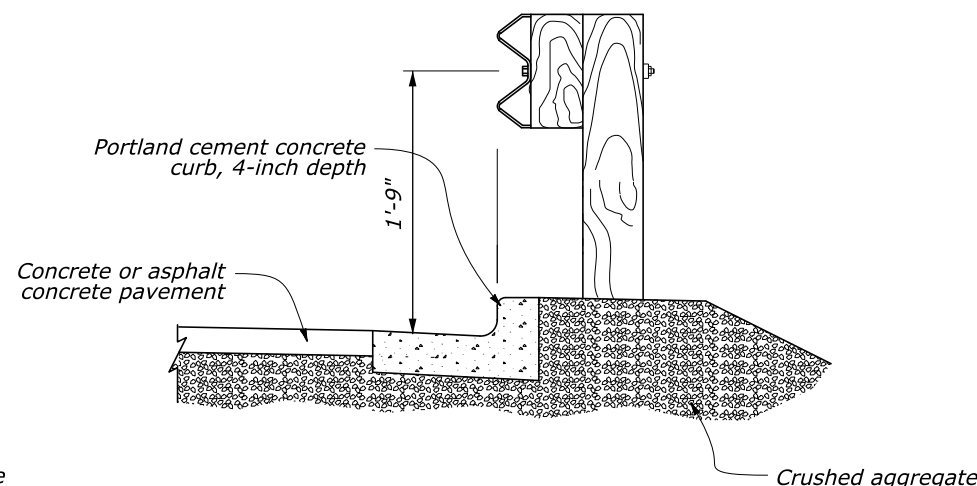
ASSEMBLY DETAIL

NOTES:

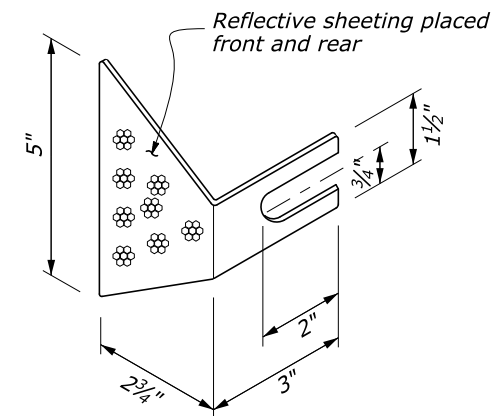
1. Rounded or flared end sections are acceptable alternates to buffered end sections and type 1 end sections on terminal sections at the trailing ends of guardrail runs on the right side of multilane roadways and where shown in the plans on the left side of multilane roadways as approved the CO.
2. The curb and curb and gutter shapes are shown for illustration only. Use actual curb and curb and gutter shapes and dimensions as shown in the plans.
3. Alternate reflector tab shapes are acceptable as approved by the CO.



**PLACEMENT OF GUARDRAIL
AT CURB LOCATIONS**



**PLACEMENT OF GUARDRAIL
AT CURB AND GUTTER LOCATIONS**



REFLECTOR TAB

NO SCALE

U.S. DEPARTMENT OF TRANSPORTATION FEDERAL HIGHWAY ADMINISTRATION EASTERN FEDERAL LANDS HIGHWAY DIVISION	
U.S. CUSTOMARY DETAIL	
G4 W-BEAM GUARDRAIL SUPPLEMENTAL INSTALLATIONS	
DETAIL APPROVED FOR USE	DETAIL
APPROVED: MAY 2011 REVISED: JANUARY 2022	E617-23