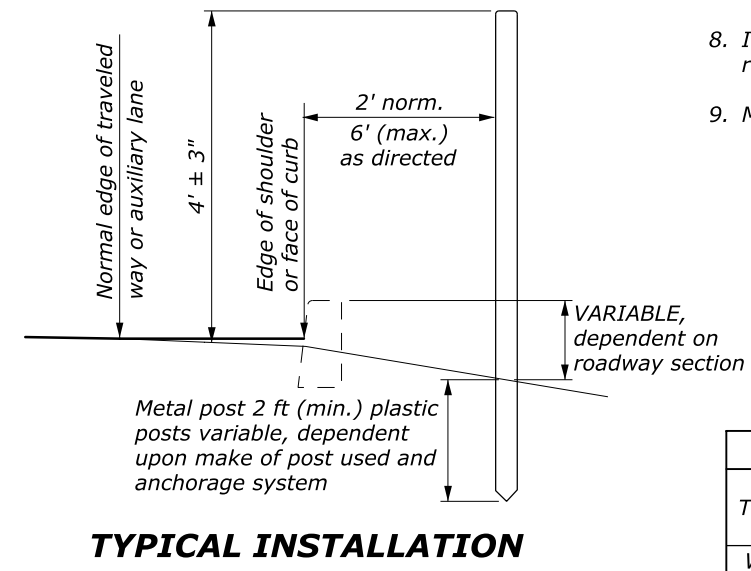
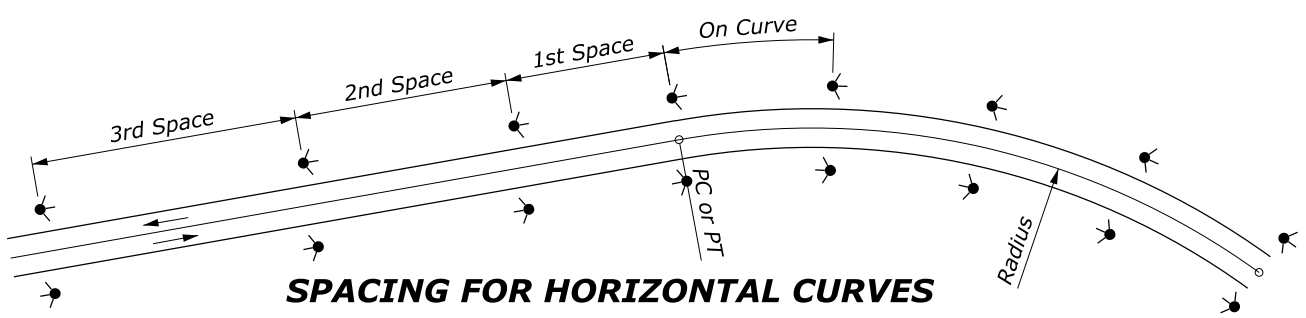
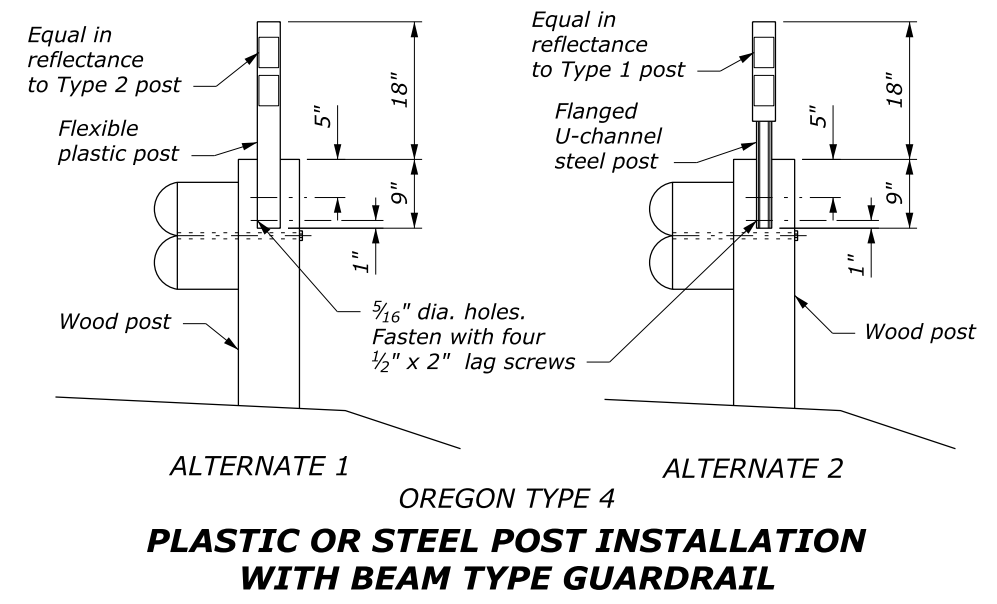


- NOTE:**
1. Place delineators nearly opposite each other on horizontal curves.
 2. Install all delineators with reflectors facing adjacent on-coming traffic.
 3. Install delineators behind the rail at guardrail locations.
 4. Offset delineators a minimum distance of 4 feet in areas of heavy snow removal operations.
 5. On roads with less than 500 ADT, use delineators only for situations such as sharp vertical or horizontal curves, or other undesirable geometrics exist.
 6. Vary the post spacing up to 1/4 of the spacing shown to clear driveways, cross roads, intersections or ramps. Eliminate the post if the variation is exceeded.
 7. When the contract does not provide for the construction of the ultimate pavement, allow for the thickness of base and pavement to be placed later when establishing the elevation of the traffic delineators.
 8. If horizontal and vertical curves are combined, use the more restrictive spacing.
 9. Measure spacing along the shoulder or face of curb.



REFLECTOR DETAILS			
TYPE	REFLECTOR & TARGET/POST COLOR	NUMBER OF REFLECTORS	USAGE AND SPACING
W-1	White	1	Max. tangent spacing: 400' each side Intersections (tapers and widening): 100' See Horizontal Curves table for variations
W-2	White	2	Intersection Radius: 3 min. @ 50' Lane Reduction: 3 min @ 100'

HORIZONTAL CURVES				
RADIUS OF CURVE	SPACING ON EACH SIDE OF ROADWAY IN FEET			
	ON CURVE	IN ADVANCE OF & BEYOND CURVE		
		1st SPACE	2nd SPACE	3rd SPACE
≥ 5800	300	300	300	300
2900 to < 5800	230	300	300	300
2000 to < 2900	160	300	300	300
1500 to < 2000	130	260	300	300
1200 to < 1500	110	220	300	300
960 to < 1200	100	200	300	300
820 to < 960	90	180	270	300
640 to < 820	80	160	240	300
480 to < 640	70	140	210	300
340 to < 480	60	120	180	300
250 to < 340	50	100	150	300
170 to < 250	40	80	120	240
110 to < 170	30	60	90	180
≤ 110	20	40	60	120



U.S. DEPARTMENT OF TRANSPORTATION
FEDERAL HIGHWAY ADMINISTRATION
WESTERN FEDERAL LANDS HIGHWAY DIVISION

U.S. CUSTOMARY DETAIL

**OREGON
DELINEATORS**

DETAIL APPROVED FOR USE --/----
REVISED: 11/2014

DETAIL
W633-70

NO SCALE